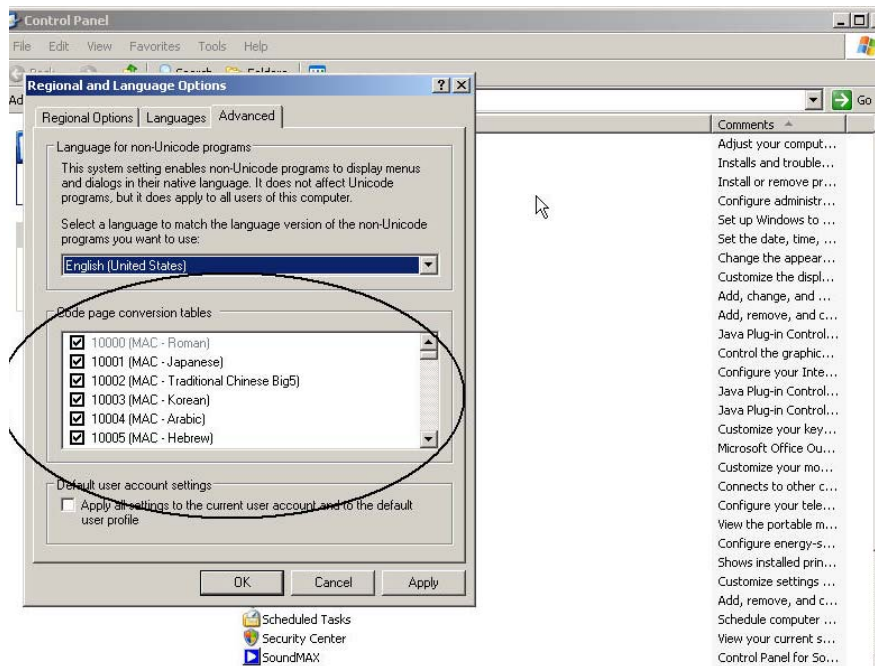


## How to Set Up Your PC for Working in Spanish in Windows XP

As our workforce becomes increasingly global, many businesses are conducting business with Spanish-speaking companies and countries. In order to work effectively, some of your computer's settings and preferences will need adjustments so that it can work with files using extended character sets. Follow these steps to configure your PC to work with the Spanish character set.

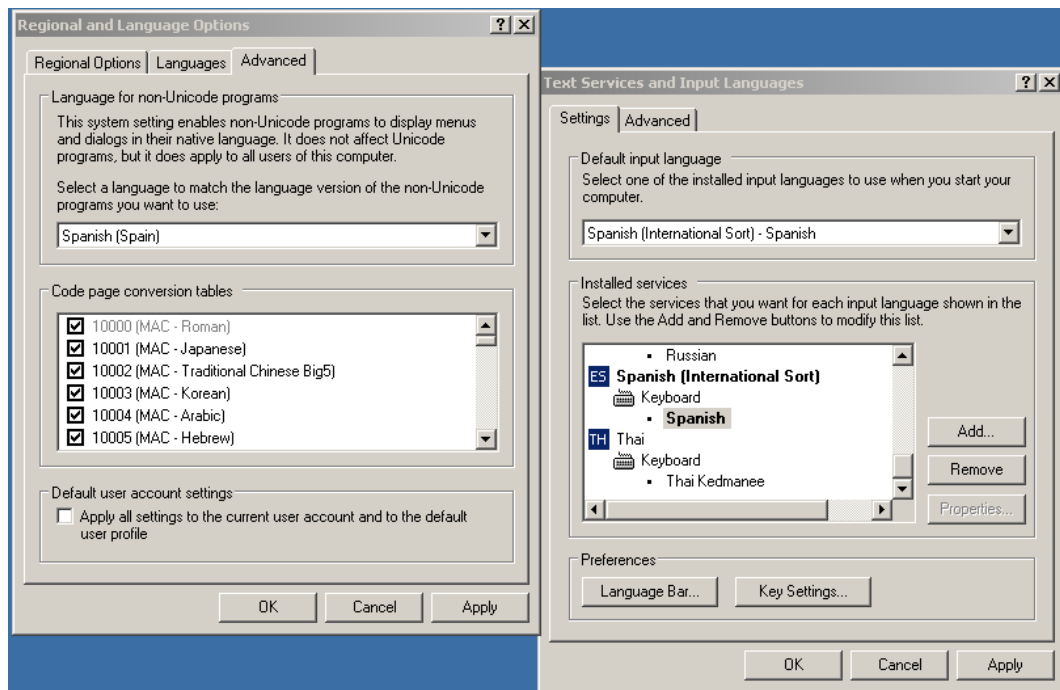
### Steps for activating Windows support for additional languages

1. Please go to the **Start** menu in Windows and choose **Settings>Control Panel>Regional and Language Options**.
2. Click on the **Advanced** tab.
3. Choose as many languages as you think necessary for your application.  
*If you are asked to restart, please do so.*



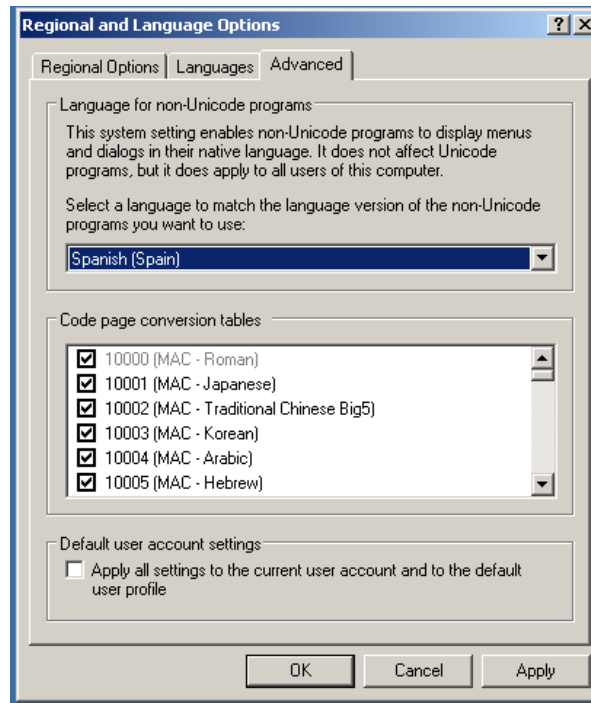
## Restarting your machine using the Spanish language User Interface

1. Please go to the Start menu in Windows and choose Settings>Control Panel>Regional and Language Options.
2. Click on the **Regional Options** tab.
3. Change the first drop-down menu to **Spanish (Spain)**.
4. Change the second drop-down menu to **Spain**.  
Steps 3 and 4 could vary if you choose to work with a different region, for example Mexico. Then your choices would be **Spanish (Mexico)** and **Mexico** respectively.
5. Click on the **Languages** tab.
6. Click on **Details**.
7. Change the **Input method** to Spanish.  
If the language you are trying to add does not appear in the list of available default input languages, please choose the **Add** Button to add the appropriate language.
8. Click **OK**. If you are prompted to restart, select **Restart later**.  
(We need to make a few more adjustments first.)



9. Click on the **Advanced** tab.
10. Change the language to **Spanish (Spain)**.
11. Click **OK**.
12. Now you can safely restart into the Spanish system.

13. Once you are done with your project, undo all the steps to return to your original settings.



## About Argo Translation

Having successfully executed projects requiring simultaneous translations in 46 different languages, ARGO Translation provides specialized and professional translation services for a multitude of domains ranging from legal and technical to marketing and financial and everything in between. Argo provides efficient, accurate translation and localization services focused on quality and clarity for a wide range of companies across North America.

## Argo Translation

2420 Ravine Way, Suite 200  
Glenview IL 60025 USA  
847.230.9870  
[www.argotrans.com](http://www.argotrans.com)

