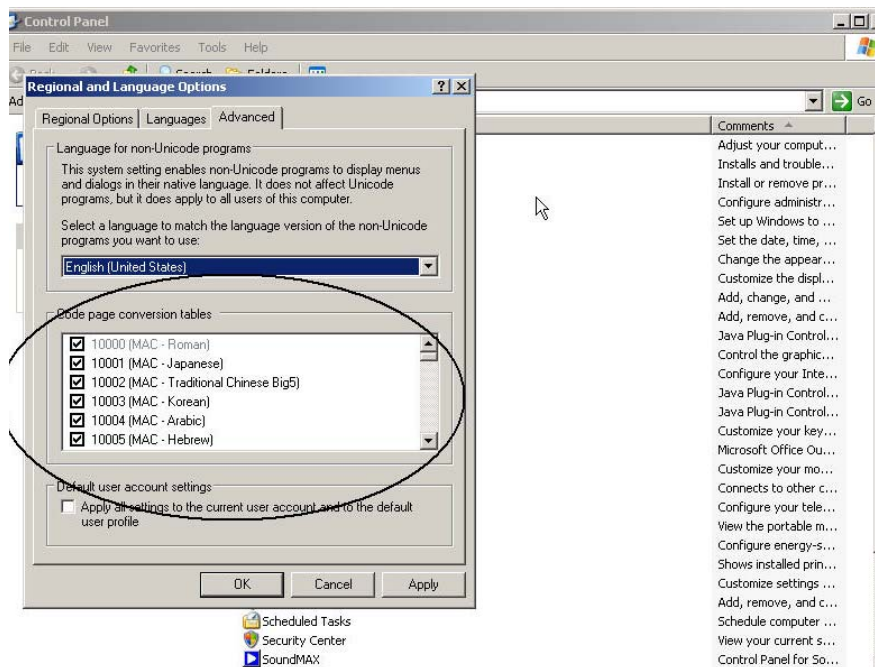


Steps for Configuring a PC in Windows XP for Working in Italian

In the currently global economy, business is being conducted on a more international level than ever before. When collaborating with other countries such as Italy, it's necessary to adjust settings on your computer to work with different languages. This guide outlines the steps necessary for configuring your machine to work with the Italian character set.

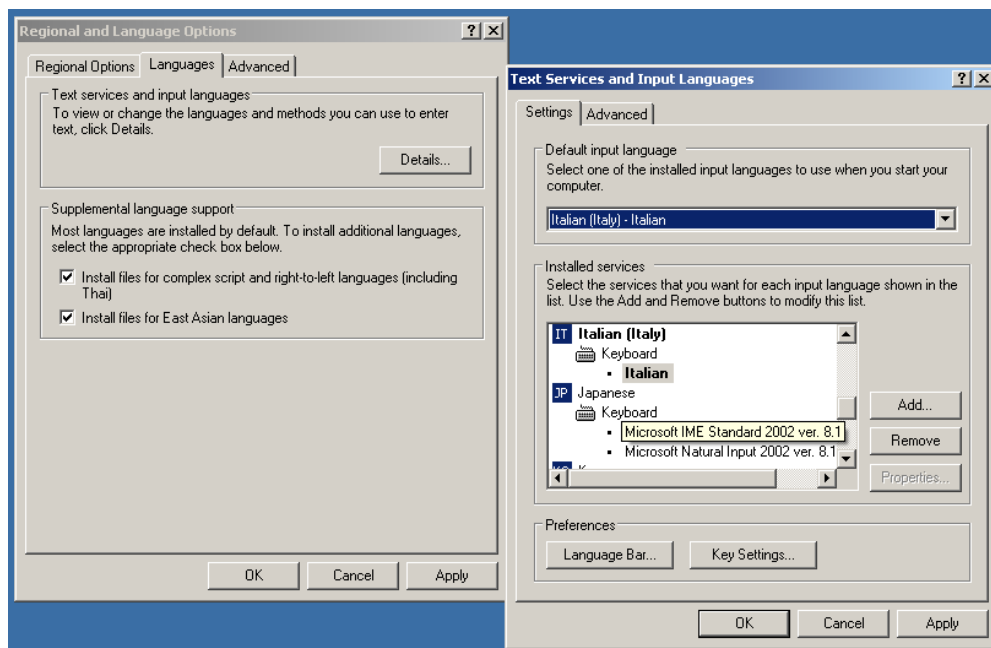
Activate Windows for Additional Languages

1. Please go to the **Start** menu in Windows and choose **Settings>Control Panel>Regional and Language Options**.
2. Click on the **Advanced** tab.
3. Choose as many languages as you think necessary for your application.
If you are asked to restart, please do so.



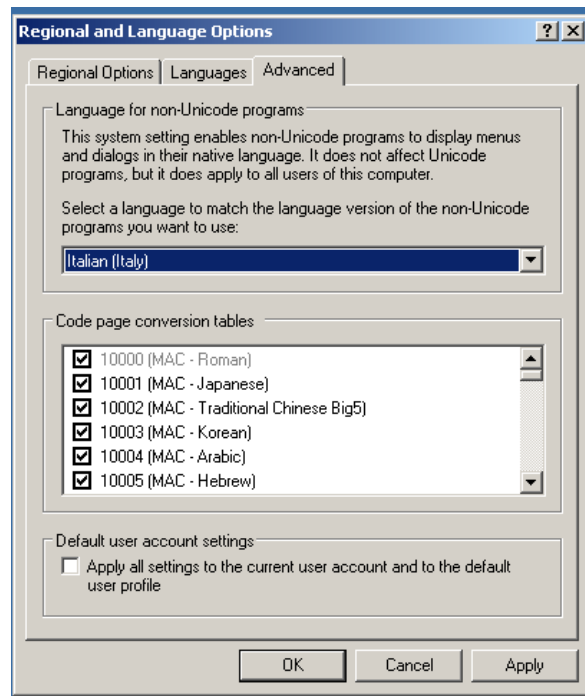
How to reboot to access the Italian language User Interface

1. Please go to the Start menu in Windows and choose Settings>Control Panel>Regional and Language Options.
2. Click on the **Regional Options** tab.
3. Change the first drop-down menu to **Italian (Italy)**.
4. Change the second drop-down menu to **Italian**.
Steps 3 and 4 could vary if you choose to work with a different region, for example Switzerland. Then your choices would be **Italian (Switzerland)** and **Switzerland** respectively.
5. Click on the **Languages** tab.
6. Click on **Details**.
7. Change the **Input method** to Italian.
If the language you are trying to add does not appear in the list of available default input languages, please choose the **Add** Button to add the appropriate language.
8. Click **OK**. If you are prompted to restart, select **Restart later**.
(We need to make a few more adjustments first.)



9. Click on the **Advanced** tab.
10. Change the language to **Italian (Italy)**.
11. Click **OK**.
12. Now you can safely restart into the Italian system.

- Once you are done with your project, undo all the steps to return to your original settings.



About Argo Translation

Having successfully executed projects requiring simultaneous translations in 46 different languages, ARGO Translation provides specialized and professional translation services for a multitude of domains ranging from legal and technical to marketing and financial and everything in between. Argo provides efficient, accurate translation and localization services focused on quality and clarity for a wide range of companies across North America.

Argo Translation

2420 Ravine Way, Suite 200
Glenview IL 60025 USA
847.230.9870
www.argotrans.com

